

rousseau

Effectively organize and store your parts and tools

Agricultural and Small Engine Equipment



Overview of Rousseau's products




1.866.463.4270
info@rousseaumetal.com
rousseaumetal.com



For over 60 years, Rousseau Metal Inc. has been manufacturing storage systems to organize your materials efficiently and store more in less space.

Did you know that the contents of 6 shelving units (38" W X 12" D) can all be stored in one Rousseau shelving unit with drawers that are 48" W x 24" D? When you add drawers to your shelving, you can recuperate up to 50% to 70% of your storage space. It will also be easier to find parts with our compartmentalization and identification accessories. Using the Rousseau drawer will help you reduce the size of your parts department, leaving more room available for money-making departments like the service department or the showroom.



Being a modular system, our products can be customized to meet your parts and service department's unique needs, no matter how big or small.

Our products are designed and manufactured with pride in North America. Rousseau's name is synonymous with high quality workmanship that will stand the test of time. As well, our systems are designed to accept modifications and additions down the road. Our systems are able to expand with your company's growth.

Here are just a few of the advantages of Rousseau products:

- Efficient Organization;
- Items can be Located Easily and Quickly;
- Built Strong and Made to Last;
- Infinitely Modular;
- Great Value for Money.

Rousseau has storage products for:

- Small and Medium Parts;
- Medium and Large Parts;
- Specialized Storage;
- Service Counters;
- "5S" Storage for Lean Manufacturing;
- Work Stations;
- Service Bays.

We also have specialized units for your industry.



Proposal product numbers shown on the cover: R5SHE-874855, R5XLG-3008, LJ1013.



Small and Medium Parts



Drawers in shelving units are the ideal solution for saving space and organizing your parts efficiently!

As storage specialists, we recommend using shelving with drawers for small and high-turnover parts. The Rousseau drawer can be installed in more than 35 brands of shelving on the market, allowing you to keep your existing shelving while benefiting from increased storage capacity.

Are you planning a completely new installation? Our Spider® Shelving System is the most complete and flexible on the market. Its unique design is easy to assemble and use.

Shelving Unit with 9 Drawers



R5SHE-874853

9 drawers with partitions and dividers, including 4 - 4", 4 - 6" and 1 - 8";
 400 lb. capacity per drawer, 100% extension;
 Shelves adjustable every inch c/c;
 Box-type shelves with front and rear edges that are roll-formed and welded;
 To order an add-on unit, add an A to the product number.

Dimensions

W	D	Height / No. of Shelves			No. of Compartments	
		75" / 3	87" / 4	99" / 5	Total	Per Drawer
36"	18"	R5SEC-754853_	R5SEC-874853_	R5SEC-994853_	180	20
36"	24"	R5SEE-754853_	R5SEE-874853_	R5SEE-994853_	225	25
48"	18"	R5SHC-754853_	R5SHC-874853_	R5SHC-994853_	216	24
48"	24"	R5SHE-754853_	R5SHE-874853_	R5SHE-994853_	270	30

Shelving Unit with 7 Drawers



R5SHE-874855

7 drawers with partitions and dividers, including 3 - 4" and 4 - 6";
 1 roll-out shelf with front access;
 400 lb. capacity per drawer/ roll-out shelf, 100% extension;
 Shelves adjustable every inch c/c;
 Box-type shelves with front and rear edges that are roll-formed and welded;
 To order an add-on unit, add an A to the product number.

Dimensions

W	D	Height / No. of Shelves			No. of Compartments	
		75" / 3	87" / 4	99" / 5	Total	Per Drawer
36"	18"	R5SEC-754855_	R5SEC-874855_	R5SEC-994855_	140	20
36"	24"	R5SEE-754855_	R5SEE-874855_	R5SEE-994855_	175	25
48"	18"	R5SHC-754855_	R5SHC-874855_	R5SHC-994855_	168	24
48"	24"	R5SHE-754855_	R5SHE-874855_	R5SHE-994855_	210	30



Optional Label Holder



This brochure proposes only a small quantity of the models available. Consult our Web site for more possibilities and dimensions available.



Medium and Large Parts



R5XEC-2004

Our Spider® Shelving system is perfect for most requested items, special orders, as well as parts under warranty. Its unique design guarantees easy configuration and easy to add accessories.

The Spider® Shelving System is the only system that lets you alternate between shelves (medium parts) and steel decking (large parts) with the bonus of adding drawers for storing small parts.

Open Shelving



SRE1054

Shelves adjustable every inch c/c;

Box-type shelves with front and rear edges that are roll-formed and welded;

Welded uprights;

Please complete the model numbers with an H (for posts with a smooth finish surface) or R (for posts with a perforated surface). You should also complete the model numbers with an E (for a starter unit) or a B (for an add-on unit).

Dimensions			No. of Shelves				Capacity per Shelf
W	D	H	5	6	7	8	
36"	18"	75"	S__1002	S__1008	S__1014	S__1020	800 lb
36"	18"	87"	S__1005	S__1011	S__1017	S__1023	800 lb
36"	24"	75"	S__1003	S__1009	S__1015	S__1021	625 lb
36"	24"	87"	S__1006	S__1012	S__1018	S__1024	625 lb
48"	18"	75"	S__1032	S__1038	S__1044	S__1050	575 lb
48"	18"	87"	S__1035	S__1041	S__1047	S__1053	575 lb
48"	24"	75"	S__1033	S__1039	S__1045	S__1051	600 lb
48"	24"	87"	S__1036	S__1042	S__1048	S__1054	600 lb

Closed Shelving



SRE2054

Shelves adjustable every inch c/c;

Box-type shelves with front and rear edges that are roll-formed and welded;

Welded closed uprights, back panels and front base included;

Please complete the model numbers with an H (for posts with a smooth finish surface) or R (for posts with a perforated surface). You should also complete the model numbers with an E (for a starter unit) or a B (for an add-on unit).

Dimensions			No. of Shelves				Capacity per Shelf
W	D	H	5	6	7	8	
36"	18"	75"	S__2002	S__2008	S__2014	S__2020	800 lb
36"	18"	87"	S__2005	S__2011	S__2017	S__2023	800 lb
36"	24"	75"	S__2003	S__2009	S__2015	S__2021	625 lb
36"	24"	87"	S__2006	S__2012	S__2018	S__2024	625 lb
48"	18"	75"	S__2032	S__2038	S__2044	S__2050	575 lb
48"	18"	87"	S__2035	S__2041	S__2047	S__2053	575 lb
48"	24"	75"	S__2033	S__2039	S__2045	S__2051	600 lb
48"	24"	87"	S__2036	S__2042	S__2048	S__2054	600 lb

Mini-Racking



SRE5072S

The Mini-Racking System is designed for storing large or bulky parts. Since it comes in a wide variety of sizes (W" x D" x H") and can be combined with several choice of decking, you can configure the units as per your needs;

The model numbers should be configured as follows: E for a starting unit or B for an add-on unit and S or W for the choice of decking (S = steel, W = wire decking).

Dimensions		Height / No. of Levels				
W	D	75" / 3	75" / 4	87" / 3	87" / 4	99" / 4
48"	24"	SR_5002_	SR_5022_	SR_5006_	SR_5026_	-
48"	36"	SR_5003_	SR_5023_	SR_5007_	SR_5027_	-
48"	48"	SR_5004_	SR_5024_	SR_5008_	SR_5028_	-
60"	24"	SR_5052_	SR_5072_	SR_5056_	SR_5076_	SR_5080_
60"	36"	SR_5053_	SR_5073_	SR_5057_	SR_5077_	SR_5081_
60"	48"	SR_5054_	SR_5074_	SR_5058_	SR_5078_	SR_5082_
72"	24"	SR_5102_	SR_5122_	SR_5106_	SR_5126_	SR_5130_
72"	36"	SR_5103_	SR_5123_	SR_5107_	SR_5127_	SR_5131_
72"	48"	SR_5104_	SR_5124_	SR_5108_	SR_5128_	SR_5132_

Shelving Accessories

With our shelving accessories, you can take full advantage of all available space and also tackle your toughest storage challenges.

Perforated Panel




End-of-aisle
Back - retrofit (R)
or structural (H)

Allows you to recover space that is often unused;
Ideal for straps or other parts that can be hung;
Holes every 1" c/c for easy configuration;
For perforated back panels, complete the product number with an R for a retrofit or an H for structural.

Dimensions

W	H	Product #	Types
36"	39"	S_39-3639	Back
36"	51"	S_39-3651	Back
48"	39"	S_39-4839	Back
48"	51"	S_39-4851	Back
18"	75"	SH38-18075	End-of-aisle
18"	87"	SH38-18087	End-of-aisle
24"	75"	SH38-24075	End-of-aisle
24"	87"	SH38-24087	End-of-aisle

Light Hooks and "5S" Identification Decal




With our family of hooks, you can store several types of parts, tools and accessories;
They are compatible with the panels currently available on the market (¼" holes),
as well as the Rousseau perforated panels;
The contrasting color of our identification decal helps you locate items quickly.



Identification Decal

Dimensions

W	D	H	Product #	Types	Quantity
9"		1 ½"	WM94-01	Multiple tool holder	1
9"	1 ½"	1 ¾"	WM95-01	Screwdriver holder	1
	1 ½"		WM96-150	Straight arm hooks	20
	1 ½"		WM97-150	Single hooks	20
	2"		WM97-200	Single hooks	20
	3"		WM98-03	Double back single hooks	10
	5"		WM98-05	Double back single hooks	10
	3"		WM99-03	Double back double hooks	10
	5"		WM99-05	Double back double hooks	10
24"		96"	WM91-01J	Identification decal	1



Specialized Racks

We offer much more than a single product. It is a complete system including a series of accessories which are perfect for the needs of companies that sell and repair outdoor power equipment: racks for batteries and tires, hooks for various parts and much more.

With an organized parts department you will be able to locate your parts much faster and reduce the chance of lost or damaged items, saving you time and money.

Battery Rack



SRP0461

The battery platforms are angled 15° in order to improve the rotation of the batteries (first in, first out); Each level has a stop at the front and 2 guides on the sides to keep the batteries from accidentally falling out;

The 87" H units also include one steel decking level;

To order an add-on unit, add an A to the product number.

Dimensions

W	D	H	Product #	No. of Battery Platforms
48"	36"	75"	SRP0460_	4
48"	48"	75"	SRP0461_	4
48"	36"	87"	SRP0462_	4 + 1 steel decking level
48"	48"	87"	SRP0463_	4 + 1 steel decking level

Hanging Rack



SRP0404

Locate what you're looking for quickly!

The rack is available with 1 or 2 rails and includes hooks;

3 levels of steel decking for storing bulky parts;

To order an add-on unit, add an A to the product number;

Additional hook (SR63-02).



Hook for Hanging Rail

Dimensions

W	D	75"	87"	No. of Rails	No. of Hooks
60"	36"	SRP1405_	SRP0405_	1	15
60"	36"	SRP1406_	SRP0406_	2	30
72"	36"	SRP1403_	SRP0403_	1	15
72"	36"	SRP1404_	SRP0404_	2	30
96"	36"	SRP1407_	SRP0407_	1	25
96"	36"	SRP1408_	SRP0408_	2	45

Tire Rack



SRP0442

The Rousseau tire rack offers you quick access to your tires with easy identification;

The angled beams provide excellent support for your tires;

The rack can also be used to store regular rims or mags;

The single unit includes a wall spacer (9"D), while the double unit includes a back to back spacer (18"D);

To order an add-on unit, add an A to the product number.

Dimensions

W	D	H	Product #	Types
60"	15" + 9"	87"	SRP0443_	Single
60"	2 x 15" + 18"	87"	SRP0444_	Double
72"	15" + 9"	87"	SRP0441_	Single
72"	2 x 15" + 18"	87"	SRP0442_	Double

"5S" Storage for Lean Manufacturing


Over the years, Rousseau has developed storage solutions that satisfy the standards of the "5S" method. This Japanese technique is intended to ensure the continuous improvement of the work environment. It is intended to improve organization and make the work environment functional while ensuring that each tool is in its place, clearly identified and easy to find.

Moreover, the storage solutions that we propose will help you improve working conditions and employee morale, while reducing the time and energy spent by your personnel.

Wall Panel System



The only "5S" multi-purpose panel system that can be used to organize a wide variety of items with very different shapes, sizes and weights on a single surface with dedicated locations, while ensuring visual identification (not permanent).





Heavy-Duty Square Hook

Dimensions

W	H	Product #	Types
16"	18"	WM57-1618	Panel
16"	24"	WM57-1624	Panel
16"	36"	WM57-1636	Panel
16"	48"	WM57-1648	Panel
16"	72"	WM57-1672	Panel
6"	3"	WM9C-06	Support for plastic bins
15"	3"	WM9C-15	Support for plastic bins
6"	4"	WM9D-06	Support for cans
15"	4"	WM9D-15	Support for cans
6"		WM9A-06	Heavy-duty square hook
12"		WM9A-12	Heavy-duty square hook
6"		WM9B-06	Heavy-duty round hook
12"		WM9B-12	Heavy-duty round hook

Drawer Accessories



A wide variety of drawer accessories, all of which complement one another, make it easy to organize and locate small parts;

They are ideal for high-density storage, in addition to providing space for expansion.



1" H Label Holder

Accessories	Product #
Front-to-back partition	RG00
Left-to-right partition	RG01
Drawer divider	RG10
Label holder for drawer divider	RG51
Plastic bin	RG20
Dividers for plastic bins	RG22 / RG24
Label holder for plastic bins	RG52
Foam for tools	RG42
Groove tray	RG35
Handle protector	RF70



Service Counter



Whether you add drawers under your service counter, incorporate a work surface in your shelving system, or simply add shelves and drawers close to your service counter, Rousseau products can be tailored to your needs.

By combining dividers and partitions in your drawers, you can store a wide variety of small items close at hand, while using shelves will enable you to store somewhat larger items with a high turnover, along with the office supplies needed to make sure your department operates well.

The efficiency of your department will increase, you will serve more clients in less time and this will contribute directly to your company's sales and profits.

Unit for Small, Medium and Large Items



R5XEE-4003

This unit combines high-density storage, bulky storage and a work surface; Equipped with 6 drawers 36" W, including 2 - 4", 3 - 6" and 1 - 8"; 3 shelves 36" W and 2 levels of mini-racking 72" W; 72" W laminated wood top.

Dimensions

W	D	H	Product #
72"	24"	87"	R5XEE-4003

Counter Cabinets – 14 Drawers, Including Drawer for Waste and Recycling



R5XLG-3008

Ideal for discretely incorporating the waste and recycling containers under the work surface; Left cabinet, 48" W: 10 drawers, including 1 - 6" full-width drawer, 2 - 3", 5 - 4", 1 - 6" and 1 - 8"; Right cabinet, 24" W: 4 drawers including 3 - 3" and 1 - 17" that can be used to store waste and objects intended for recycling.

Dimensions

W	D	H	Stainless Steel	Painted Steel
72"	27"	36"	R5XLG-3008	R5XLG-3012

Counter Cabinets – 14 Drawers, 3 Shelves



R5XSE-1002

Perfect for installation under a service counter, these units can be used to store parts with a very high turnover close at hand;

Left unit (R5AEE-3816): 9 drawers including 2 - 3" and 7 - 4";
Center unit (R5AEE-3818): 2 adjustable shelves and 1 bottom shelf;
Right unit (R5AEE-3820): 5 drawers including 3 - 6" and 2 - 8".

Dimensions

W	D	H	Without Top	Stainless Steel	Painted Steel	Laminated Wood
108"	24"	44"	R5XSE-1001	R5XSE-1002	R5XSE-1003	R5XSE-1004



Tool Boxes

You will be impressed by the distinctive appearance and adaptability of our tool boxes. Whether you place an order for one or one hundred tool boxes, our specialists will help you build the configuration you are looking for.

Mobile or fixed, countless drawer & housing sizes, a variety of top options in addition to multiple drawer accessories will assure that the mechanics and technicians will greatly appreciate the Rousseau tool box.

The Rousseau tool box stands out as an exceptional product completely different from anything else you have used. Those who give them a try end up adopting them for life!

Heavy-Duty Tool Box



R5BEE-3010

Tool box, 36" wide;
 Equipped with 6 drawers, including 1 - 3", 3 - 4", 1 - 5" and 1 - 6";
 Integrated Lock-In Mechanism allows user to open the drawer with one hand only;
 High quality, 6" polyurethane casters, capacity of 900 lb. per caster;
 Top made of laminated wood for excellent impact resistance (1 3/4" thick);
 Front 90° rounded edge for added comfort;
 Central locking system on cabinet housing.



Integrated Lock-In Mechanism

Dimensions

W	D	H	Product #
36"	24"	39 1/2"	R5BEE-3010


*Including top and casters

Multi-Drawer Tool Box



R5GHG-3826

Tool box, 48" wide;
 Includes 10 drawers; 2 full-width drawers (1 - 3" and 1 - 4"); and 8 drawers 24" W (2 - 4", 2 - 5", 2 - 6", 1 - 10" and 1 - 12");
 Integrated Lock-In Mechanism allows user to open the drawer with one hand only;
 High quality, 6" polyurethane casters with rims (MAG), capacity of 1000 lbs. per caster;
 Stainless steel cover;
 Central locking system on cabinet housing.



Optional PVC Drawer Liner

Dimensions

W	D	H	Product #
48"	27"	47 1/2"	R5GHG-3826

*Including top and casters

Stationary Multi-Drawer Tool Box



R5EHG-3028

Fixed tool box, 48" wide;
 Includes 9 drawers; 1 full-width drawer (6"); and 8 drawers 24" W (3 - 3", 1 - 4", 2 - 6", 1 - 7" and 1 - 8");
 Stainless steel top for excellent resistance to corrosion and chemical substances (1 3/4" thick);
 The top complies with CARB regulations for formaldehyde emissions;
 4" H stainless steel base for resistance to corrosion and chemical substances;
 Central locking system on cabinet housing.

Dimensions

W	D	H	Product #
48"	30"	36"	R5EHG-3028

*Including top and base

Whether you are looking for a basic workstation (fixed or mobile, with or without storage) or a more complete workstation including a computer system, reels, containers for waste and recycling, etc., we can satisfy your expectations.

Several sizes are available, along with a choice of surfaces to customize the workstation for the task. Several accessories are also available to make the work done by mechanics and technicians more functional and efficient: LED lights, riser shelf with electrical outlets, wall storage cabinet, casters, and much more. Take the time to meet our specialists; we propose customized solutions that meet your needs while taking your budget into account.

Mobile Workstation with Drawer Unit



LJ1013

Perfect combination of work surface, mobility and storage unit;
Offered with 1 - 3" drawer and 1 - 6" drawer (capacity of 175 lb. per unit);
The top is equipped with a back stop to prevent tools and parts from falling.

Dimensions

W	D	H	Stainless Steel	Painted Steel
60"	30"	46"	LJ6013	LJ1013

*Including top and casters

Electronic Workstation



WSA1073

Electrical outlets close at hand for your various tools;
12"D riser shelf provides an additional storage space;
The top is equipped with a back stop to prevent tools and parts from falling.

Dimensions

W	D	H	Stainless Steel	Painted Steel
60"	30"	52"	WSA6073	WSA1073

Integrated Unit




R5XKH-4002

This unit includes a 60" W work surface, a tool box with 6 drawers (2 - 3", 3 - 4" and 1 - 8"), a reel cabinet with two openings (with a drip tray), an upper cabinet and a power feed panel;
The 15 amp. power feed panel includes electrical outlets, a perforation for connection to air, and space for a network or telephone connection.

Dimensions


W	D	H	Stainless Steel	Painted Steel
60"	30"	76"	R5XKH-4004	R5XKH-4002



Specialized Units

Rousseau products can be customized for every reality. Because of the quality, strength and modularity, our products are perfectly suited for outdoor power equipment.

Starting with standard products, it is possible to create a wide variety of solutions that are customized for your specific needs. Here are a few examples.



Wire Spool Reel Rack



WMA1032

Our multi-purpose stands can be accessorized with a variety of options (shelves, plastic bin rails, perforated panels and hooks, storage cabinet, etc...). This rack is shown with supports for wire spools, a bottom shelf and 4" casters (2 rigid and 2 swivel with total-lock brake).

Dimensions

W	D	H	Product #
32"	27"	59 1/4"	WMA1032

Teardown Bench – Fixed or Mobile



WSW7010

This bench is designed for clean and efficient dispersion of fluids when repairing a transmission;

The top has an edge (back and sides) to avoid spills as the oil is draining;

The steel surface is equipped with a threaded drain (2" in diameter) in order to connect the table to a drainage pipe;

The mobile bench includes 4 - 4" casters (2 rigid and 2 swivel with total-lock brake).



Optional Drawer Unit and Drip Tray

Dimensions

W	D	Fixed	H	Mobile	H
48"	30"	WSA7010	32"	WSW7010	40 1/4"
48"	36"	WSA7011	32"	WSW7011	40 1/4"
60"	30"	WSA7012	32"	WSW7012	40 1/4"
60"	36"	WSA7013	32"	WSW7013	40 1/4"

Workstation for Technician



R5XSH-4002

This workstation for technician provides a large storage space for tools and parts of various shapes, in addition to a computer cabinet (with an ergonomic keyboard tray), a outlet power feed panel, and storage space for a mobile cart;

The left tool box includes 16 drawers, including 3 full-width drawers (2 - 3", 1 - 4") and 13 half drawers (6 - 3", 2 - 4", 2 - 5", 2 - 6" and 1 - 12");

The right tool box includes 5 drawers (2 - 4", 2 - 5" and 1 - 8");

The 15 amp. power feed panel includes electrical outlets, a perforation for connection to air, and space for a network or telephone connection.

Dimensions

W	D	H	Product #
108"	30"	76"	R5XSH-4002

Rousseau, working with you since 1950

Since 1950 Rousseau has been designing, engineering and manufacturing modular storage systems for a variety of markets. Our 173,000 square foot facility, a sign of our growth and vitality, is equipped with cutting edge technology.

We offer a complete and integrated solution for all of your storage needs: drawers for shelving and cabinets, industrial shelving, Mini-racking, toolbox system, workstations and more.

Visit us at rousseau-metal.com for all the details.

COLORS

Standard Colors

Avalanche Blue 055	Everest Blue 051	Classic Blue 052	Midnight Blue 057	Glossy Sapphire Blue 560	Boreal Green 102	Glossy EverGreen 1015	Black 091	Glossy Black 902	Beige 041
Frost White 061	Light Gray 071	Charcoal Gray 072	Glossy Yellow 208	Sienna Orange 085	Flame Red 081	Glossy Carmine Red 806	White 616	902 / 071	806 / 072

Handle End Caps and Door Handle

Black 031 Orange 021 Ocean Blue 011


The colors may differ slightly from those illustrated.

Note: For custom colors, contact our customer service representatives.


Rousseau's main markets and product lines



General Brochure



Modular Drawer



Spider® Shelving



Toolbox




Workstation




Automotive Service Equipment



Automotive Parts Storage Equipment



Healthcare



CNC Tool



Mining Industry



® **Rousseau Métal inc.**
105, avenue de Gaspé Ouest
Saint-Jean-Port-Joli (Québec)
G0R 3G0 CANADA

Telephone : 418.598.3381
Fax : 418.598.6776
E-mail : info@rousseau-metal.com

Toll free (Distributor) : 1.800.463.4271
Toll free (End user) : 1.866.463.4270
www.rousseau-metal.com



7PE03A00
E03-JN13A

Rousseau is continuously improving its products and reserves the right to make any modifications judged necessary.

For more information, please contact your local distributor: